





## Assessment and Reporting at Whitchurch High School in Curriculum for Wales

### Approach to Learning

A learner's 'Approach to Learning' will be referred to as their 'Learning Behaviours'. These are the key behaviours that we consider to be necessary to enable individual learners to make progress in Whitchurch. They focus on the whole learner; their cognitive, emotional and social behaviours in school. We will report whether learners display the individual learning behaviours 'Always', 'Mostly', 'Sometimes' or 'Rarely' and help them to understand how they can 'Always' display the required behaviour by providing examples in their report. The four 'Learning Behaviours'; a description of each and some examples of what the behaviour looks like is shown in the table below:

Learning Behaviour	Descriptor	How can you 'ALWAYS' show this in school?
<b>LB 1:</b> Is ambitious and purposeful 	You persevere with challenges and use new strategies to solve problems independently; you set goals and monitor your own progress effectively.	<ul style="list-style-type: none"><li>✓ You make excellent and regular contributions in class</li><li>✓ You engage with all learning tasks positively and complete them on time</li><li>✓ You use feedback constructively to make progress and improve</li></ul>
<b>LB 2:</b> Takes responsibility for their own learning 	You focus and organise time and space to maximise your progress.	<ul style="list-style-type: none"><li>✓ You are always organised, punctual and well equipped</li><li>✓ You are an active and motivated learner who follows instructions effectively</li><li>✓ You sustain concentration and avoid distractions</li></ul>
<b>LB 3:</b> Is able to listen and communicate respectfully 	You listen and communicate respectfully, value the views of others and demonstrate empathy.	<ul style="list-style-type: none"><li>✓ You value and respect the views of others and appreciate diversity</li><li>✓ You remain calm and show empathy even when your personal views differ from those of others</li></ul>
<b>LB 4:</b> Is confident and resilient 	You actively engage with new experiences and ideas, value and respond effectively to feedback in order to progress.	<ul style="list-style-type: none"><li>✓ You are not afraid to take risks to further your learning</li><li>✓ You welcome constructive feedback from your teacher and peers and learn from it</li></ul>

### Progress

The purpose of assessment is to support our learners to make progress. Assessment is integral to learning and teaching and takes place regularly in all lessons here at Whitchurch. Assessment establishes

- where our learners are in their learning
- where they need to go in their learning
- what needs to be done for them to get there

Faculties have planned effective assessment opportunities, in line with the school assessment policy, within their schemes of learning to support our learners to make progress. These have been developed to build on our learner's prior experiences. All learners will also undertake the Welsh Government personalised tests within each academic year from years 7 to 9. The English and Mathematics faculties will decide when learners will undertake these tests.

### Reporting

We will report on learner's progress, alongside reporting on their approach to learning at intervals during the academic year.

**Year 7 September 2023:** All learners will receive an Autumn report where we report on their approach to learning and a report in both the spring and summer term which reports on both their progress and their approach to learning. It is important to note that the progress a learner is making will be relative to their learning pathway and is not a measure of attainment as a direct comparison with other students at a single point in time.

**Year 8 September 2023:** All learners will receive a termly report which reports on both on their progress relative to their learning pathway and their approach to learning.